




Where are you

on the SAMR?

It's not really the tool, it's how you are using it!

**Ask Yourself: Does the task transform
learning in my classroom?**

Where are you on the SAMR?

<p>R</p>	<p>Transform the task; inconceivable without the tech.</p>	<p>Multimedia production, publish to a wider audience, add music, voice, clips, movies. Create a digital argument. Connect with experts.</p>	
<p>M</p>	<p>The task is redesigned.</p>	<p>Share & collaborate with your peers. Show them comment feature. Real time feedback; Blog with weblinks. Online research. Allows for deeper analysis.</p>	
<p>A</p>	<p>Task is the same but there is <u>functional improvement</u></p>	<p>Using spell check, formatting tools; enhanced productivity.</p>	
<p>S</p>	<p>Tech makes it easier. No functional change.</p>	<p>Instead of writing, scholars are using Google Docs to type. A digital worksheet.</p>	

SAMR

Substitution	Augmentation	Modification	Redefinition
<p><i>Tech simply replaces the previous tool with no functional change</i></p>	<p><i>Tech replaces the previous tool with functional improvement</i></p>	<p><i>Tech allows for significant task redesign</i></p>	<p><i>Tech allows for the creation of a new task, previously inconceivable.</i></p>
<p>Google Doc - instead of writing kids type their paper</p> <p>Padlet - instead of a post-it note</p> <p>Google Slides - instead of poster presentation</p>	<p>Google Doc -allows teacher to give instant feedback; using the research tool; using the spell check; thesaurus</p> <p>Google Slides - use transitions, images, color</p>	<p>Google Doc - students collaborate in creation</p> <p>Google Slides - collaborate on the document; allow students to present & ask students to use Q & A feature</p> <p>Infographics - use the data from student's research and create a marketing material to educate your audience on a topic</p> <p>WeVideo</p> <p>EPortfolios</p>	<p>Google Doc -share the final product or process on Google Sites for others to see; collaborate with another class in a different state or country</p> <p>Google Slides - use it to create a Digital SlideShow of a recent field trip; get feedback on the presentation</p> <p>Students work in groups on a problem; They develop a solution & post it using a podcast;for an audience outside the classroom</p>